

Minimally Invasive and Novel Therapeutics (M.I.N.T.)
September 13th- 15th 2023

TAPP Ventral Hernia

Reuben D. Shin, MD, FACS

General & Bariatric Surgery
Director of Robotic Surgery
Beth Israel Lahey Health-Beverly Hospital



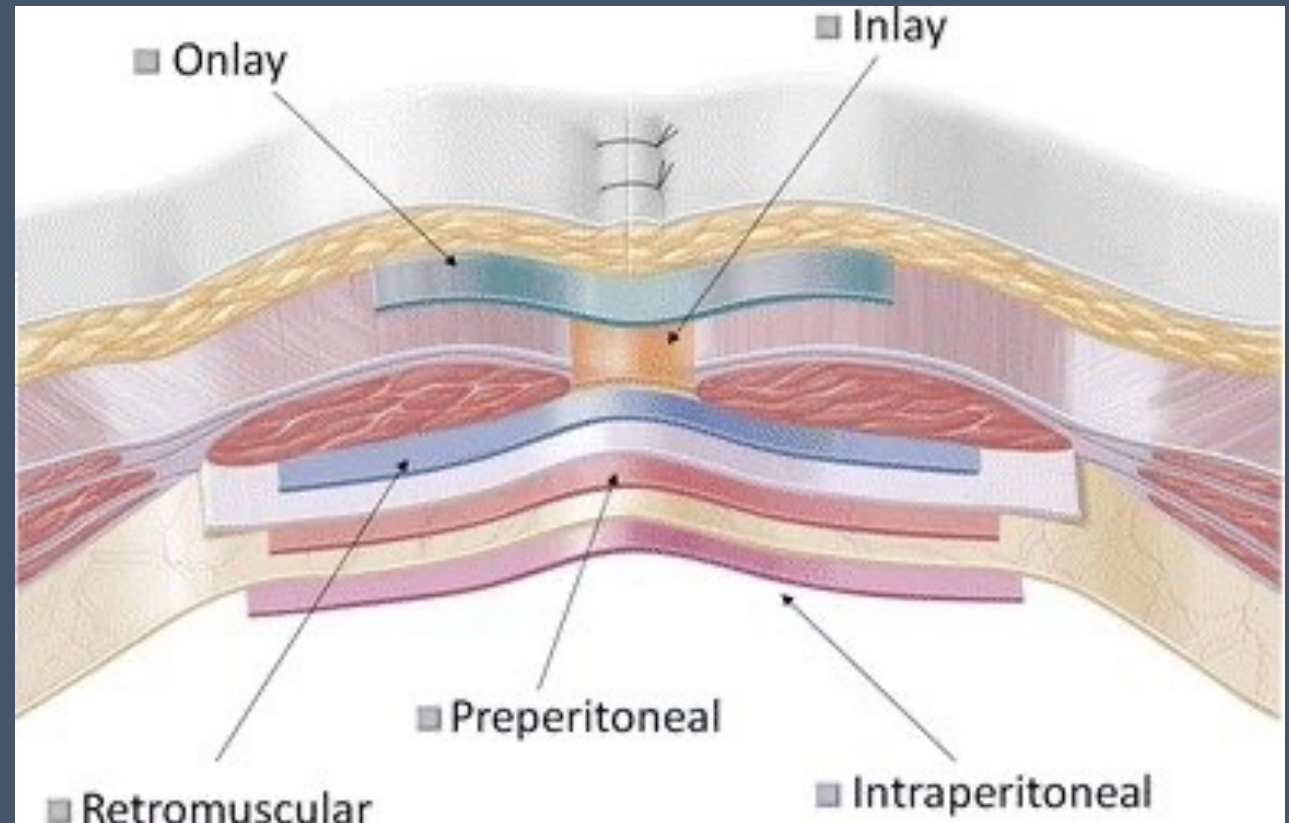
Transabdominal Preperitoneal (TAPP) Ventral Hernia Repair

When I do it:

- 2-5 cm ventral hernia
- < 2 cm hernia with higher risk of recurrence
 - Obesity
 - Recurrence from primary repair
- Spigelian, flank, lumbar

When I avoid:

- Large hernias potentially requiring TAR
- Multiple midline incisional hernias
- Large diastasis
- Fragile peritoneum



Transabdominal Preperitoneal (TAPP) Ventral Hernia Repair



HARVARD
MEDICAL SCHOOL

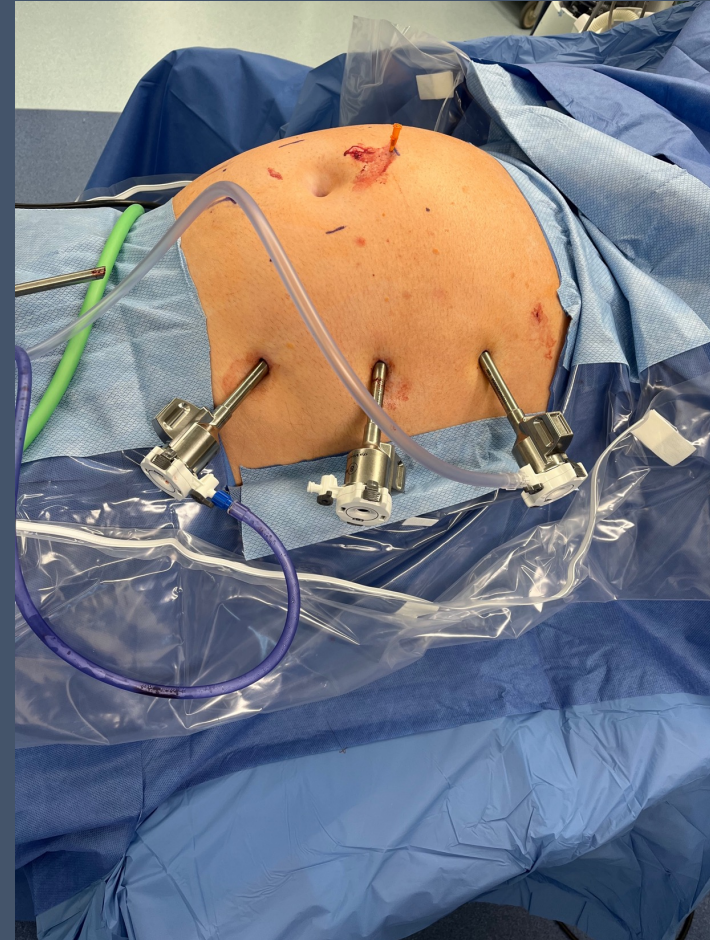
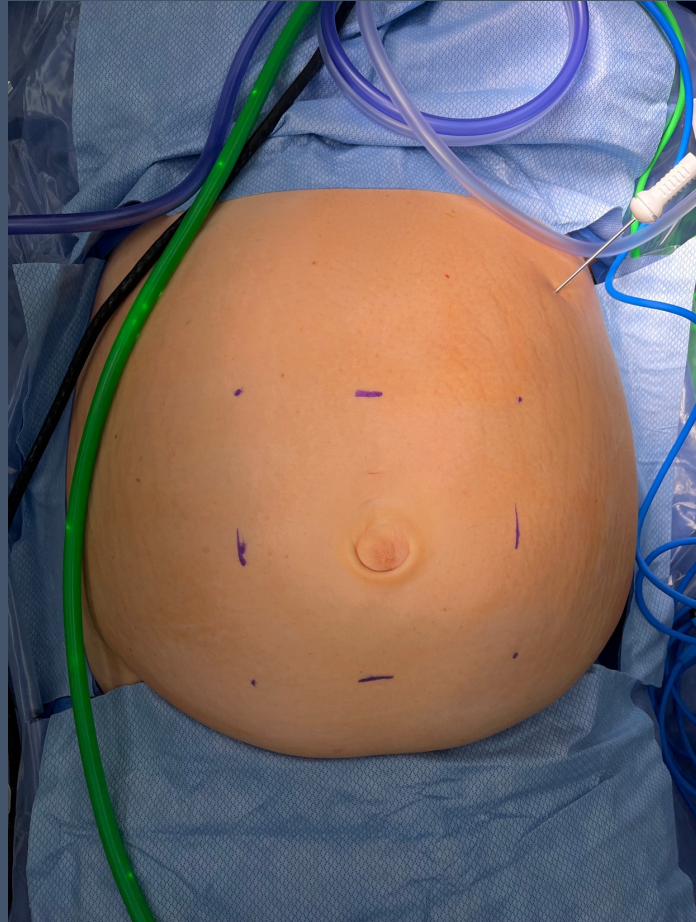
Beth Israel Lahey Health 
Beverly Hospital



Transabdominal Preperitoneal (TAPP) Ventral Hernia Repair



Transabdominal Preperitoneal (TAPP) Ventral Hernia Repair



Transabdominal Preperitoneal (TAPP) Ventral Hernia Repair

Advantages:

- Keeps mesh away from bowel
- Allows large mesh coverage of defects
- Allows access to off-midline hernias
- Fun

Disadvantages:

- Can take longer
- Learning curve
- Fragile peritoneum can be frustrating



Transabdominal Preperitoneal (TAPP) Ventral Hernia Repair



HARVARD
MEDICAL SCHOOL

Beth Israel Lahey Health 
Beverly Hospital

